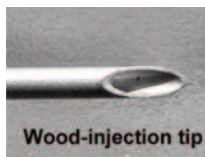




# PISTOL PRO 700 USER'S MANUAL

## Safety Precautions

- Do not pressurize with any gas
- Do not pressurize an empty tank.
- Open tank cap slowly to release air before removing; keep bottle upright when releasing pressure
- Do not transport while pressurized.
- Do not treat voids with electrical outlets or cables.
- The end of wood-injection tip is sharp and must be handled with care.



## Before Starting



- Engage the safety lock on the gun valve.
- Tighten bottle until snug, **do not** over-tighten bottle.

## 700 Series Models



### 4-Way, C+C Tip


- For typical pest control operations, indoors and outdoors.

### Foaming Tip

- Add foaming agent to liquid insecticide to produce foam, tip adjusts to produce thick or limited foam. Suitable for treating floor drains with the B&G microbial cleaner, MicroFoam EF for small fly control.

### Wood-Injection Tip

- Suitable for penetrating surface of infested wood to intersect insect galleries; this tip delivers foam or liquid.
- Drill a 1/16 in. hole into the wood surface or push the pointed tip through wood surface into gallery.



## Operating Instructions

### Filling Bottle (1 pint, 1 quart)

- To ensure adequate air pressure in bottle, do not fill to the top of the bottle, allow 1/3 of bottle for head space.
- *Foaming agent must be added to bottle of the Foaming Tip Model.*
- Mix and use all insecticides in accordance with label directions.

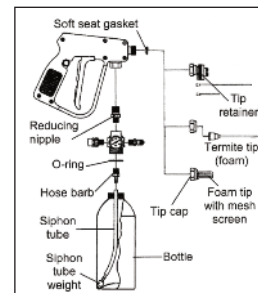
### Pressurizing

- Connect bottle to portable battery-operated compressor (#24013750) using the quick-connection.
- Connect bottle to tire-pressurizing pump using the tire-type valve.
- Pressurize the bottle to 60-80 psi, **do not** over-pressurize.



## Care and Maintenance

- Flush bottle, valve, and siphon tube with clean water regularly.
- Inspect and clean the tip of the siphon tube regularly.
- Clean the filter in front of the soft seat gasket regularly.
- Protect application tips when not in use.



## Trouble Shooting

**Problem:** Gun is leaking from: 1) the front of the tip, or, 2) behind the tip

**Solution:** 1) Tighten tip retainer, clean nozzle  
2) Clean or replace soft seat gasket

**Problem:** Leaking at bottom of the gun or the top of the bottle

**Solution:**

- Tighten reducing nipple connection
- Tighten hose barb, check o-ring for damage or replace
- Replace Teflon tape

**Problem:** Extenda-Ban valve or tip on Pistol Pro Platinum leaking

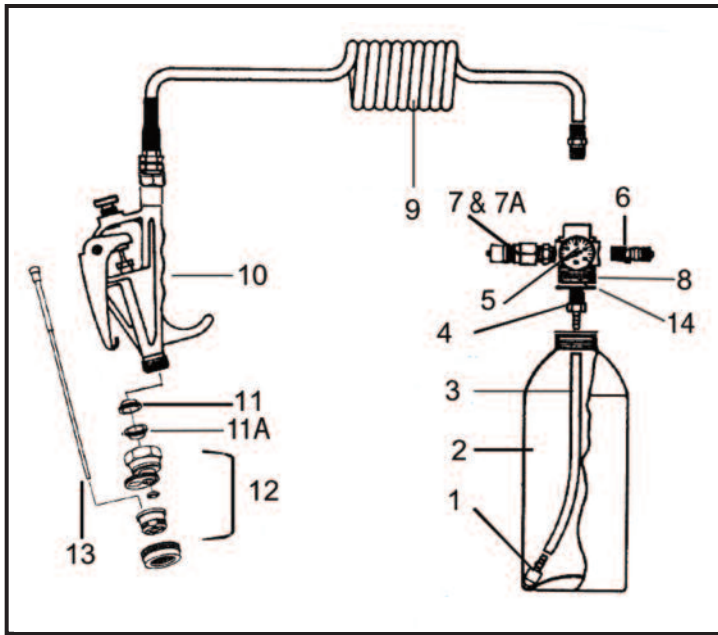
**Solution:**

- Tighten packing nut on valve
- Replace packing washers in valve

**Problem:** Foam from foaming tip is watery or not thick enough

**Solution:**

- Add more foaming agent to bottle
- Clean the siphon tube with fresh water



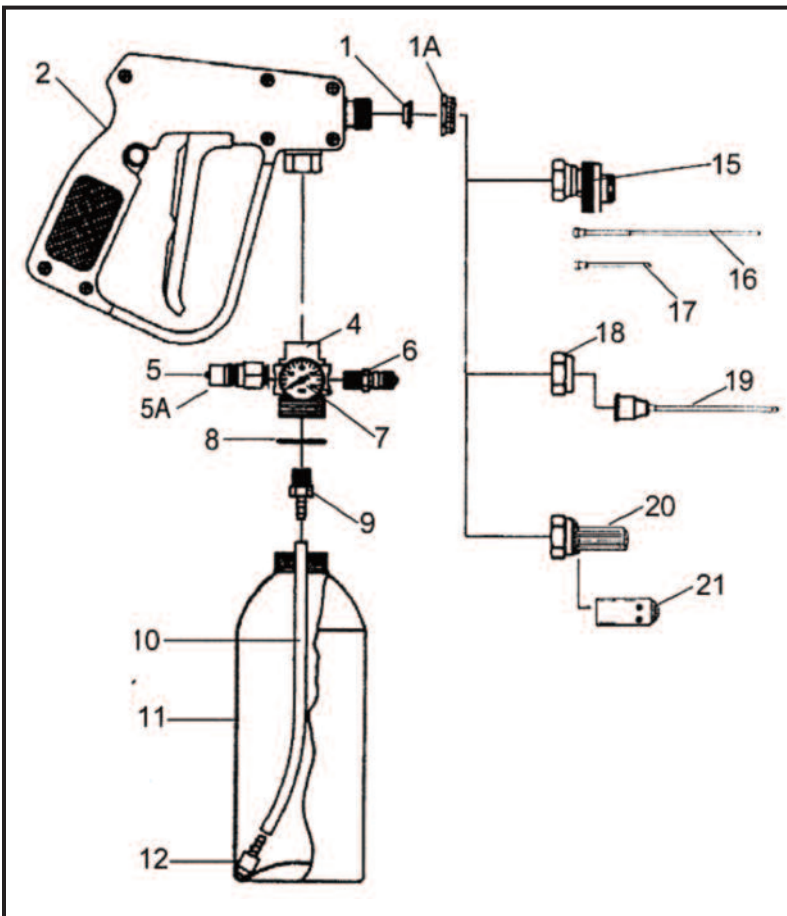
## PISTOL PRO PLATINUM

#	Part #	Description
1	24013050	Siphon weight
2	24010710	Bottle + cap, 1 pint
	24010715	Bottle + cap, 1 quart
3	24013052	Siphon hose, 1 pint
	24010039	Siphon hose, 1 quart
4	24013050	Hose barb fitting
5	24010003	Gauge, 160 psi
6	22054900	Air valve
7	22071801	Quick Connect Plug
7A	22026700	1/8" pipe nipple
8	24010016	Adapter
9	22072098	Coiled hose assembly
10	M-22055445	2206 brass valve
11	22046300	Soft seat gasket
11A	22032720	200 mesh screen
12	22049468	5850 tip assembly
13	22049200	5700-B tip extension
14	24010002	O-ring

**B&G Help Line**  
**800-544-8811**



**135 REGION SOUTH DRIVE • JACKSON, GA 30233**  
**Toll Free 800-544-8811 • Phone 678-688-5601**  
**www.bgequip.com • Fax 678-688-5633**



## PISTOL PRO 700 SERIES

#	Part #	Description
1	22046300	SP-159 soft seat gasket
1A	22032720	200 mesh screen
2	22067312	30-L Gunjet
4	24010051	Adapter
5	22071801	Quick connect
5A	22026700	Nipple pipe 1/8"
6	22054900	Air valve
7	24010003	Gauge, 160 psi
8	24010002	O-ring
9	24013050	Hose barb fitting
10	24013052	Siphon hose, 1 pint
	24010039	Siphon hose, 1 quart
11	24010710	Bottle + cap, 1 pint
	24010715	Bottle + cap, 1 quart
12	24013050	Siphon weight
15	22049468	5850CC tip assembly
16	22049200	5700-B tip ext
17	22071785	5700-2 void tip 2"
18	22033100	TC-160 tip cap
19	24010059	Needle assembly
20	23083601	Adjusting nozzle
21	22036655	Foam tip assembly